

4

3

2

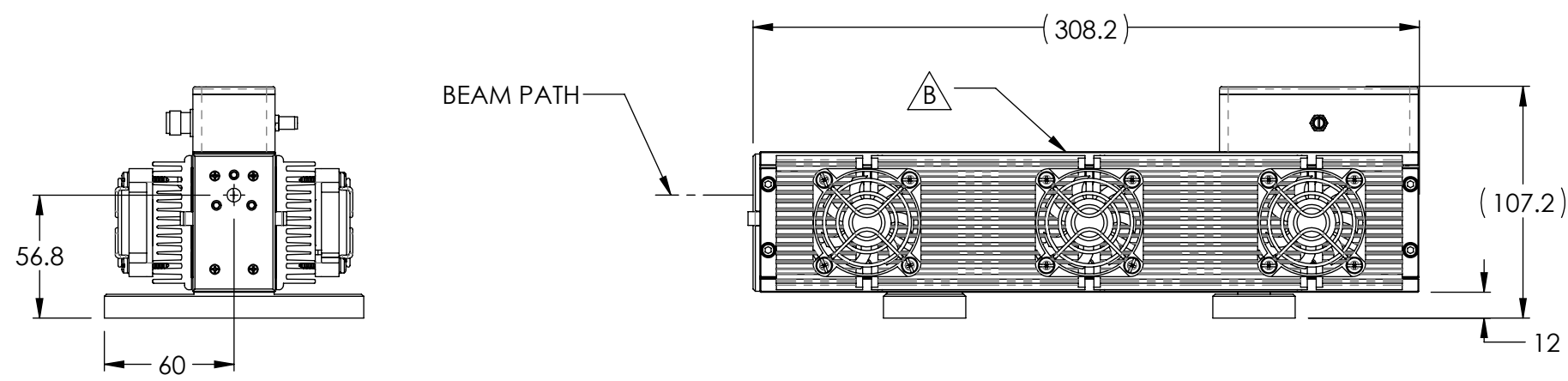
1

REVISION HISTORY					
ECO	ZONE	REV	DESCRIPTION	DATE	APPROVED
		B	NEW TOP COVER AND LED LIGHT	7/1/2020	

NOTES UNLESS OTHERWISE SPECIFIED:

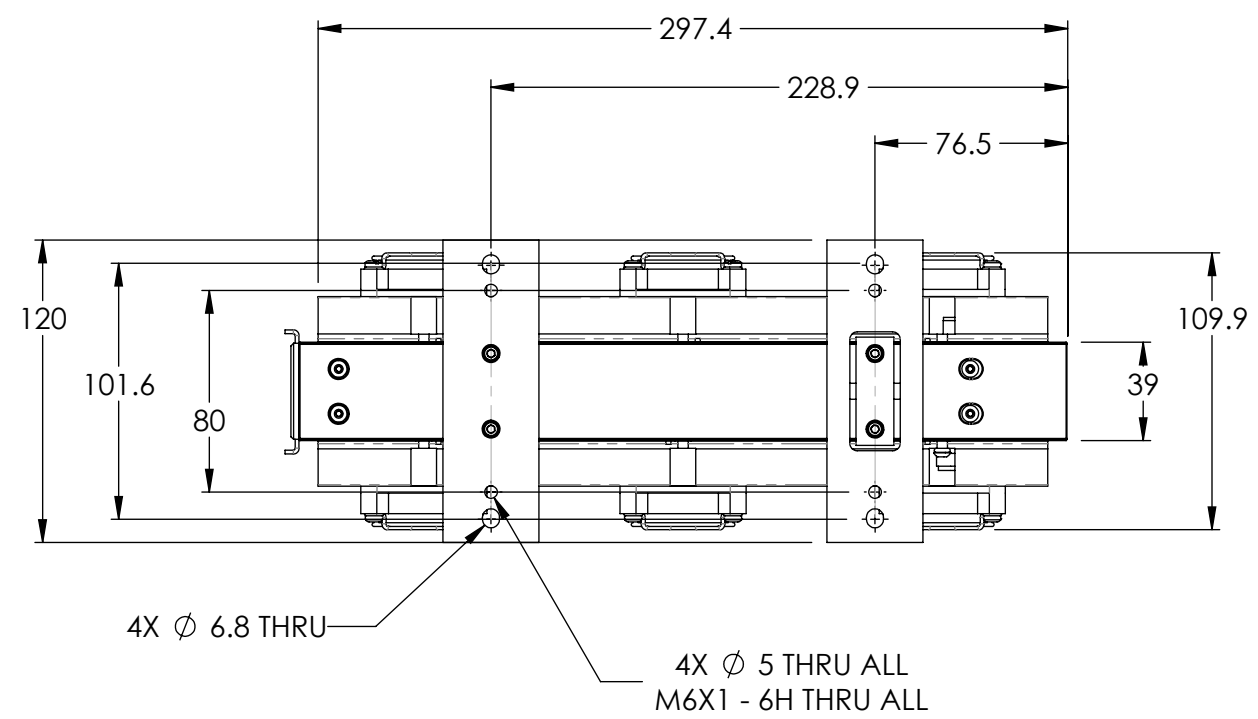
- BREAK ALL SHARP EDGES AND CORNERS. NO BURRS ALLOWED.
- NO VISIBLE DENTS, SCRATCHES AND NON-UNIFORMITY.

B

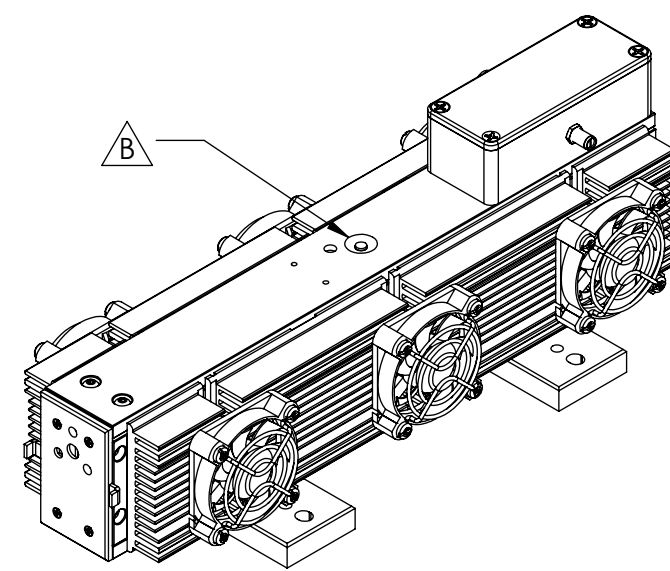


B

A



A



ACCESS LASER TRUMPF
Member of the TRUMPF Group

Phone: 425-582-8674
Fax: 425-582-8679
www.accesslaser.com/
purchasing@accesslaser.com

PROPRIETARY AND CONFIDENTIAL

THE INFORMATION CONTAINED IN THIS DRAWING IS THE SOLE PROPERTY OF ACCESS LASER COMPANY. ANY REPRODUCTION IN PART OR AS A WHOLE WITHOUT THE WRITTEN PERMISSION OF ACCESS LASER COMPANY IS PROHIBITED.

TOLERANCE / UNIT	
ISO 2768	ASME Y14.5-2009
METRIC	INCHES
0.5 UP TO 6 : ±0.1	.x ± .1
< 6 UP TO 30 : ±0.2	.xx ± .01
< 30 UP TO 120 : ±0.3	.xxx ± .005
< 120 UP TO 400 : ±0.5	
< 400 UP TO 1000 : ±0.8	
ANGULAR: MACH ±0°20'	FRACTIONAL ±1/64 BEND: ±.3 ANGULAR: MACH ±0°5'

DRAWN BY	VP	7/1/2020
CHECKED BY		
APPROVED BY		
FINISH		
MATERIAL		

THIRD ANGLE PROJECTION	
SURFACE FINISH	

PART NO.	891-03201-006	REV	B
DESCRIPTION:	L4SL LASER, FCCL 12V		
DRAWING SHALL BE IN ACCORDANCE WITH ASME Y14.5-2009		DO NOT SCALE DRAWING	SCALE 1:3
		SHEET 1 OF 1	SIZE B

4

3

2

1